

# USER MANUAL




Update DP4 Manager

Rev 1.0

Date: 14/07/2017

<b>Name:</b>	DiagProg4 – DiagProg4 Update and activation via Manager
<b>Device:</b>	DiagProg4
<b>Date:</b>	02.08.2017



DiagProg4 Manager

In order to ensure stable operation of the device, manufacturer recommends regular update of the DiagProg4 software to add new programs, improve functionality, modifications, and removal of any software errors.

Software activation is used to launch software or to unlock the device (Time-Lock).

## Procedure:

1. Download DiagProg4 Manager via [www.diagprog4.com](http://www.diagprog4.com) section download and install it on PC
2. Connect device via USB to PC and run DP4 – Manager (external power supply is required)
3. Select an icon: 



Elprosys Sp. z o.o.  
ul. Tarnogórska 140, Gliwice 44-102, Polska  
tel. +48 32 301-2-301, fax. +48 32 301-2-302  
[www.diagprog4.com](http://www.diagprog4.com) [www.elprosys.com](http://www.elprosys.com)



# USER MANUAL

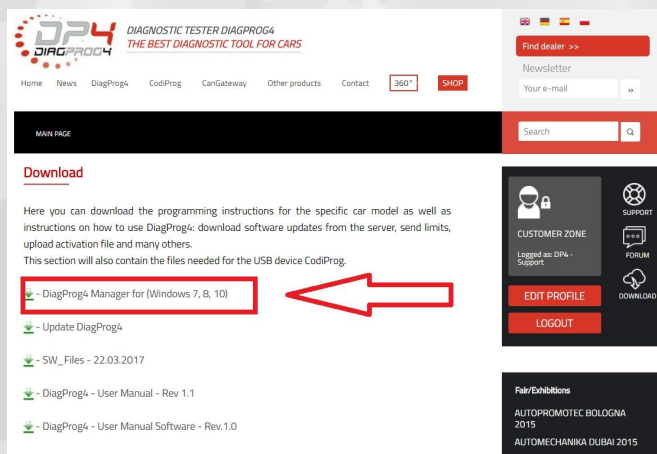


Update DP4 Manager

Rev 1.0

Date: 14/07/2017

## 1. Downloading DiagProg4 Manager



Download DiagProg4 Manager and install it on PC



Elprosys Sp. z o.o.  
ul. Tarnogórska 140, Gliwice 44-102, Polska  
tel. +48 32 301-2-301, fax. +48 32 301-2-302  
www.diagprog4.com www.elprosys.com



# USER MANUAL

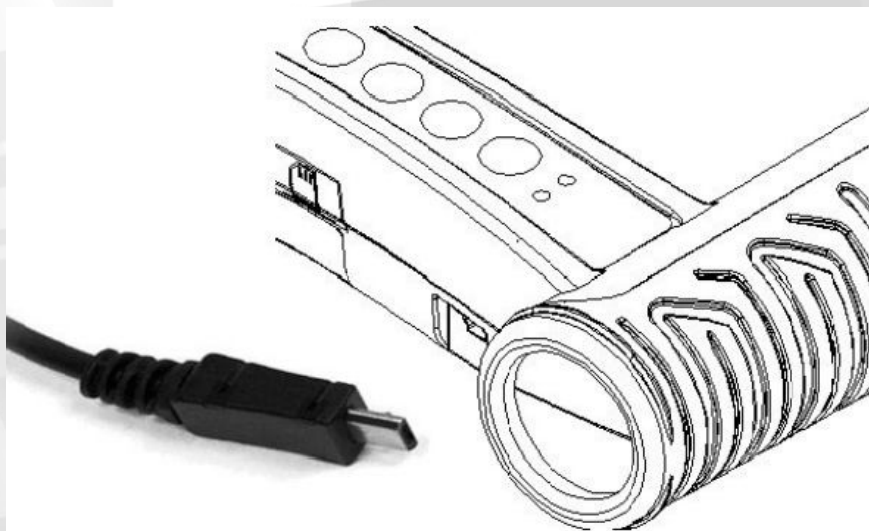


Update DP4 Manager

Rev 1.0

Date: 14/07/2017

## 2. Connection



Connect your DP4 to your PC using a miniUSB cable and wait for Windows to install the necessary drivers. As the installation proceeds successfully, we can enable DiagProg4 Manager.

The DP4 logo, consisting of the letters 'DP4' in a stylized, bold font with a red outline.

Dp4Manager.exe

**NOTE: DP4 is not powered from the USB port so external power source is needed, e.g.: 12V power supply.**



Elprosys Sp. z o.o.  
ul. Tarnogórska 140, Gliwice 44-102, Polska  
tel. +48 32 301-2-301, fax. +48 32 301-2-302  
[www.diagprog4.com](http://www.diagprog4.com) [www.elprosys.com](http://www.elprosys.com)



# USER MANUAL




Update DP4 Manager

Rev 1.0

Date: 14/07/2017

## 3. Downloading and installing Update / Activation

After running DiagProg4 Manager, a desktop with menu will appear. Select update/activation icon  and select where to save file. System checks current SW version and inform us about available update.



File location window



System will restart the device to install a new Update / Activation



Elprosys Sp. z o.o.  
ul. Tarnogórska 140, Gliwice 44-102, Polska  
tel. +48 32 301-2-301, fax. +48 32 301-2-302  
[www.diagprog4.com](http://www.diagprog4.com) [www.elprosys.com](http://www.elprosys.com)



# USER MANUAL



Update DP4 Manager

Rev 1.0

Date: 14/07/2017

## Exemplary problems:

Problem	Solution
Device is freezing or power supply has been disconnected while downloading update/activation	<b>Restart your device and start process again</b>
Device is freezing or power supply has been disconnected while installing update/activation	<b>Restart your device and start process again</b>
After downloading update/activation device restarts but does not install Update	<b>Check if the device has a microSD card.</b>
Following message is displayed when downloading update/activation: <b>„No new update available”</b>	<b>You have current software version</b>

**Note: If you have any problems listed above, please report it by Support form via [www.diagprog4.com](http://www.diagprog4.com) or email [support@elprosys.com](mailto:support@elprosys.com).**

### LEGAL DISCLAIMER

It is forbidden to use DiagProg4 device, software for this device, information contained in this document and any other Elprosys products for purposes which are illegal or prohibited in any other way. Elprosys and the company's management board shall not be liable for the results of the use of the DiagProg4 device, software, information contained in this document and any other Elprosys products for purposes which are illegal or prohibited in any other way. Copying, redistribution, publishing, dissemination, sale, giving access to or making use in any other way of the whole or part of the software and data contained in this document are forbidden. Elprosys may introduce improvements or modifications of products on offer and their documentation as well instruction manuals at any time without a prior notice. Any and all trademarks, product names and information set forth in the document are the property of the Elprosys company and are protected by the law. A User is required to respect intellectual property rights of resources contained in the document.



Elprosys Sp. z o.o.  
ul. Tarnogórska 140, Gliwice 44-102, Polska  
tel. +48 32 301-2-301, fax. +48 32 301-2-302  
[www.diagprog4.com](http://www.diagprog4.com) [www.elprosys.com](http://www.elprosys.com)

