

USER MANUAL




DiagProg4 –
Maintenance

Rev 1.0

Date: 08/2017

Name:	DiagProg4 – Maintenance
Device:	DiagProg4
Date:	07.08.2017



DiagProg4 Manager

To ensure fast and stable operation of DiagProg4 device, manufacturer recommends to perform regular "Maintenance" procedure which will update the device to the latest version, check for and remove errors on the SD card, as well as update and replace "SW Files", BSI, ESP files. This will speed up programming of such brands: Renault, Peugeot, Citroen HONDA etc..

There are two ways to perform MAINTENANCE procedure:

1. Using DiagProg4 device:
 - a. Connect DP4 to WiFi network
 - b. Select from the menu: SETUP->MAINTENANCE
 - c. Wait until the procedure is complete
2. Using PC and DP4 – Manager software
 - a. Connect DP4 to PC using USB cable

b. Select from DP4 Manager menu option Maintenance



Elprosys Sp. z o.o.
ul. Tarnogórska 140, Gliwice 44-102, Polska
tel. +48 32 301-2-301, fax. +48 32 301-2-302
www.diagprog4.com www.elprosys.com



USER MANUAL




DiagProg4 –
Maintenance

Rev 1.0

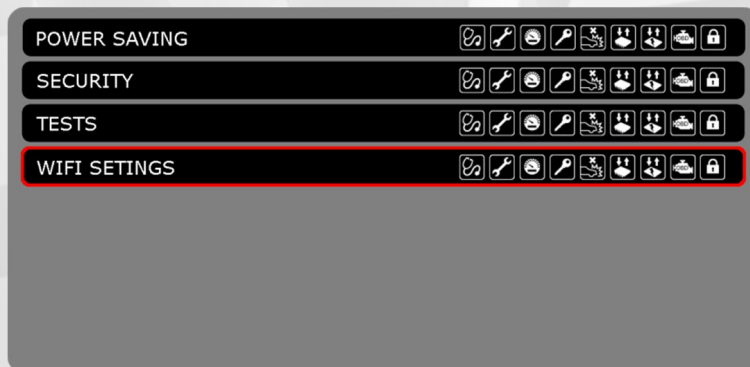
Date: 08/2017

PERFORM MAINTENANCE PROCEDURE USING DIAGPROG4 DEVICE.

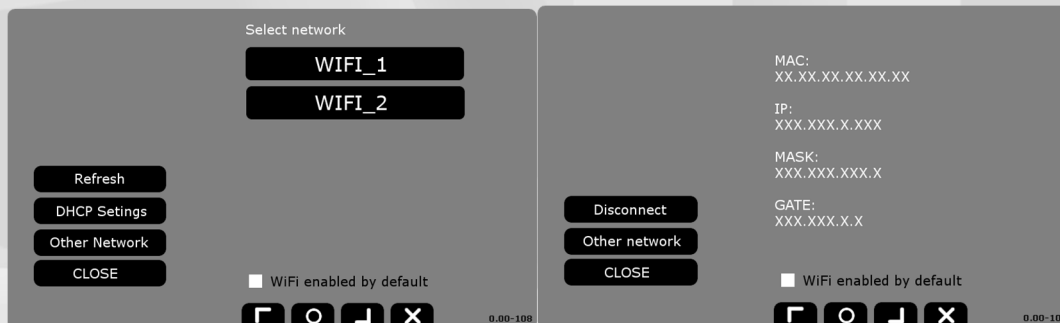
Select SETUP  menu on the desktop



Next select WiFi Settings from the menu:



Select network from the list and DiagProg4 will launch a connection



Elprosys Sp. z o.o.
ul. Tarnogórska 140, Gliwice 44-102, Polska
tel. +48 32 301-2-301, fax. +48 32 301-2-302
www.diagprog4.com www.elprosys.com



USER MANUAL



DiagProg4 –
Maintenance

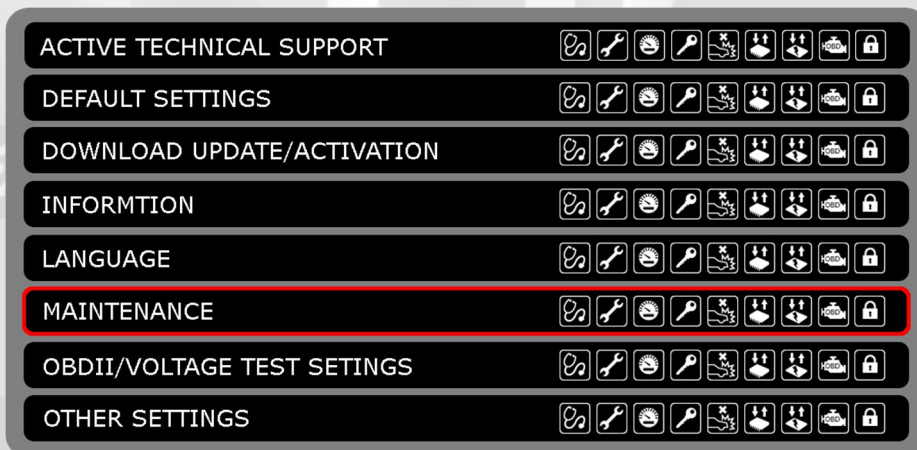
Rev 1.0

Date: 08/2017

Select Setup menu  on the desktop



Next step is to select Maintenance from Setup menu:



Elprosys Sp. z o.o.
ul. Tarnogórska 140, Gliwice 44-102, Polska
tel. +48 32 301-2-301, fax. +48 32 301-2-302
www.diagprog4.com www.elprosys.com



USER MANUAL



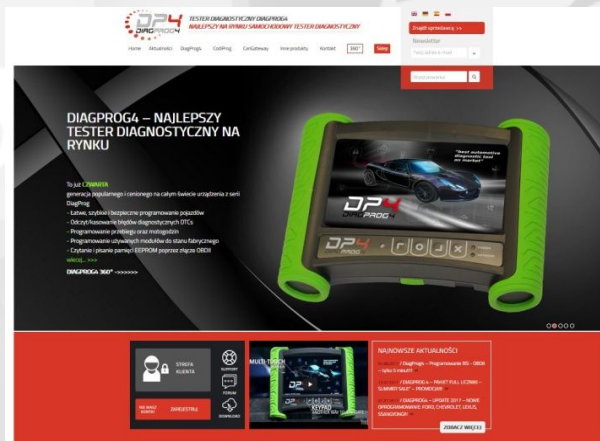
DiagProg4 –
Maintenance

Rev 1.0

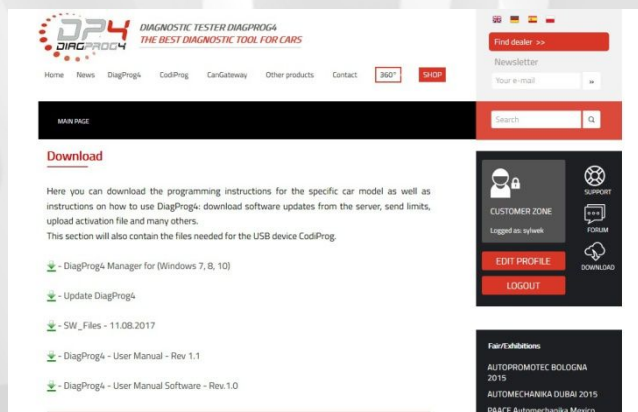
Date: 08/2017

PERFORM MAINTENANCE PROCEDURE USING DIAGPROG4 MANAGER

Download DiagProg4 Manager from DiagProg4 website



Download DiagProg4 Manager and install it on a PC



Elprosys Sp. z o.o.
ul. Tarnogórska 140, Gliwice 44-102, Polska
tel. +48 32 301-2-301, fax. +48 32 301-2-302
www.diagprog4.com www.elprosys.com



USER MANUAL

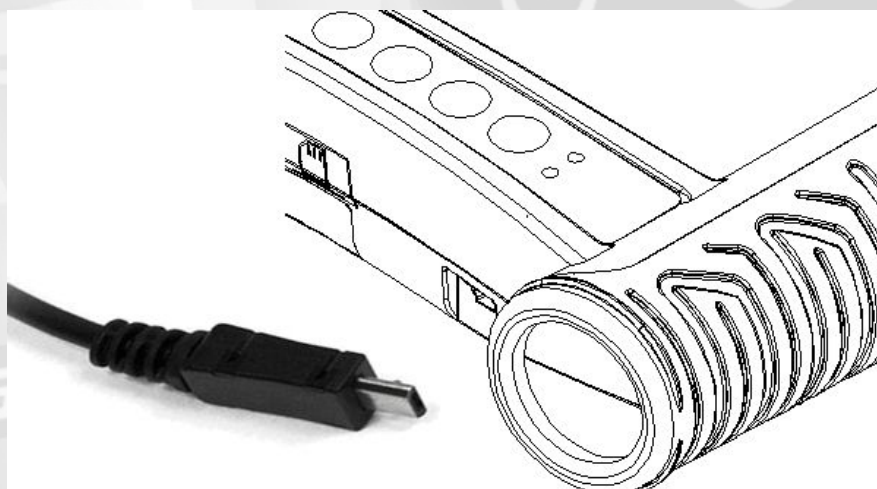


DiagProg4 –
Maintenance

Rev 1.0

Date: 08/2017

Connection



Connect your device to PC using miniUSB cable and wait for Windows to install necessary drivers. Once installation is complete, switch on DiagProg4 Manager.



ATTENTION:

Device does not power from the USB socket, so external power supply is needed e.g. 12V power supply.



USER MANUAL


DiagProg4 –
Maintenance

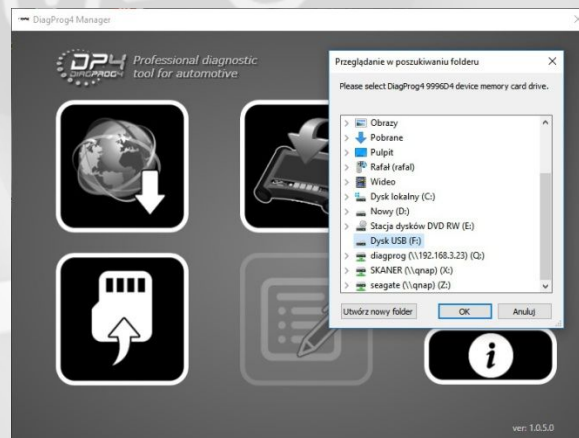

Rev 1.0

Date: 08/2017

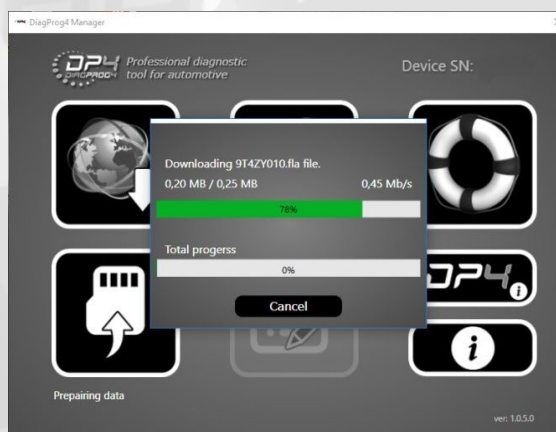
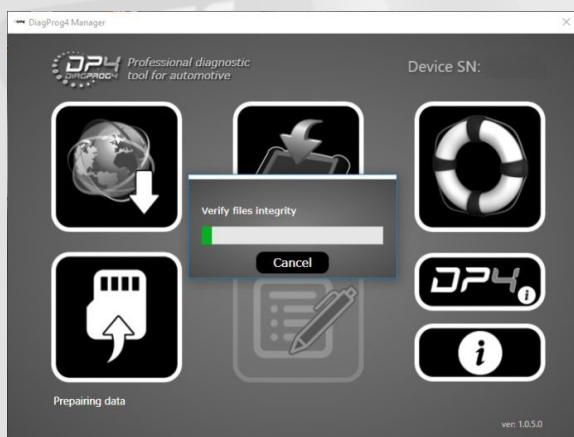


Downloading and installing „SW Files”

Once DiagProg4 Manager is switched on main menu is displayed. Select Maintenance  function and location where files should be downloaded. System will check which files are saved on SD card and will download only current files and save it on SD card.



Window for selecting location of the files



Elprosys Sp. z o.o.
ul. Tarnogórska 140, Gliwice 44-102, Polska
tel. +48 32 301-2-301, fax. +48 32 301-2-302
www.diagprog4.com www.elprosys.com



USER MANUAL

DiagProg4 –
Maintenance

Rev 1.0

Date: 08/2017



Exemplary problems:

Problem	Solution
Device is freezing or power supply is disconnected while downloading activation	Restart your device and run Maintenance procedure again
Following message is displayed „Please connect to WiFi first”	Connect DiagProg4 device with WiFi (see point 1a)
Following message is displayed: „NO MEMORY CARD DETECTED”	Please check if SD card is inserted in the card reader
Following message is displayed when downloading Update/Activation: „All File is Up to Date”	The software version is up to date

!!! Attention !!!

If you have any other problems, please report it by Support form on www.diagprog4.com or by email: support@elprosys.com.

LEGAL DISCLAIMER

It is forbidden to use DiagProg4 device, software for this device, information contained in this document and any other Elprosys products for purposes which are illegal or prohibited in any other way. Elprosys and the company's management board shall not be liable for the results of the use of the DiagProg4 device, software, information contained in this document and any other Elprosys products for purposes which are illegal or prohibited in any other way. Copying, redistribution, publishing, dissemination, sale, giving access to or making use in any other way of the whole or part of the software and data contained in this document are forbidden. Elprosys may introduce improvements or modifications of products on offer and their documentation as well instruction manuals at any time without a prior notice. Any and all trademarks, product names and information set forth in the document are the property of the Elprosys company and are protected by the law. A User is required to respect intellectual property rights of resources contained in the document.



Elprosys Sp. z o.o.
ul. Tarnogórska 140, Gliwice 44-102, Polska
tel. +48 32 301-2-301, fax. +48 32 301-2-302
www.diagprog4.com www.elprosys.com

